

## MOVIPREP COLONOSCOPY PREP INSTRUCTIONS

Patient Name: \_\_\_\_\_ Procedure Date: \_\_\_\_\_

Doctor: \_\_\_\_\_ Location: \_\_\_\_\_

Arrival Time: \_\_\_\_\_ Procedure Time: \_\_\_\_\_

Hold the following medications: \_\_\_\_\_

\_\_\_\_\_

**IF YOU ARE UNABLE TO KEEP YOUR APPOINTMENT, WE ASK THAT YOU GIVE US 72 HOURS NOTICE. If you do not call and fail to show up for your scheduled procedure you will be charged a "No Show Fee" of \$100.00.**

**TRANSPORTATION HOME: Due to the effects of anesthesia, YOU ARE NOT ALLOWED TO DRIVE FOR THE REST OF THE DAY. For your safety we CANNOT allow you to take a taxi, uber, lyft or any other service. You MUST make arrangements to have someone accompany you to your procedure. THIS PERSON MUST COME UPSTAIRS TO SIGN YOU OUT. If you do not arrive with a driver or provide us with the name and phone number of the person driving you home, your procedure will be rescheduled, and you may be charged a cancellation fee. THERE WILL BE NO EXCEPTIONS!**

You may NOT go to work on the day of your procedure. You MUST stay home and rest for the remainder of the day.

**\*\*IMPORTANT: IF YOU ARE A SMOKER, WE STRONGLY ADVISE THAT YOU DO NOT SMOKE THE DAY OF YOUR PROCEDURE. SMOKING PRIOR TO YOUR PROCEDURE COULD CAUSE COMPLICATIONS WITH ANESTHESIA\*\***

### **PICK UP FROM THE PHARMACY:**

Moviprep Bowel Prep Kit; this is available by prescription only. Please contact our office immediately if you did not receive your prescription.

### AT LEAST ONE WEEK PRIOR TO YOUR PROCEDURE:

1. **If you take any blood thinners, such as Coumadin, Plavix or Aspirin daily, you must notify your doctor IMMEDIATELY!** These medications **MAY** need to be discontinued prior to your procedure.
2. If you take Insulin, you must discuss with your doctor whether you need to hold off taking or reduce your morning dose the day of the procedure.
3. **STOP** taking any vitamins containing iron and/or iron supplements **ONE WEEK** prior to your procedure.

### TWO DAYS BEFORE YOUR PROCEDURE:

You must stop eating the following foods: Salads, Nuts, Seeds, and Corn.

### THE DAY BEFORE YOUR PROCEDURE:

Do not apply any lotion to your chest, arms, or legs!

1. You must be on a **CLEAR LIQUID DIET** for the **ENTIRE** day. You must begin a clear liquid diet from the time you wake up.

<b>You May Have:</b>	<b>You May <u>NOT</u> Have:</b>
Water, Seltzer, Apple Juice, Sprite, Ginger Ale, Plain Jello (not red or purple), Bouillon or Clear Broth, Gatorade (not red or purple), White Grape Juice, Italian Ice (not red or purple), Black Coffee or Tea (no milk or creamer)	Gum, Solid Foods, Alcohol, Lemonade, Milk or Milk Products

2. **At 4PM**, empty 1 (one) Pouch A AND 1 (one) Pouch B of the Moviprep into the disposable container and add lukewarm drinking water to the top line on the container. Mix to dissolve and refrigerate.
3. **At 6PM**, remove the Moviprep mixture from the refrigerator and drink the solution down to the next mark on the container (about 8-ounces) every 15 minutes, until the entire container is empty. **(See illustration on next page.)**
4. Drink 16-ounces of the clear liquid of your choice.
5. Empty the remaining Pouch A AND remaining Pouch B of the Moviprep into the disposable container and add lukewarm drinking water to the top line on the container. Mix to dissolve and refrigerate. You will be drinking this the day of your procedure.

6. **You are encouraged to continue to drink as much clear liquid as possible until bedtime.**

#### **THE DAY OF THE PROCEDURE:**

1. **At \_\_\_\_\_ (5 hours before your procedure)** remove the Moviprep mixture from the refrigerator and drink the solution down to the next mark on the container (about 8-ounces) every 15 minutes, until the entire container is empty. Then drink 16-ounces of the clear liquid of your choice. **This must be completed by \_\_\_\_\_ (4 hours prior to your Colonoscopy).**

**IMPORTANT: YOU CANNOT HAVE ANYTHING ELSE TO EAT OR DRINK, NOT EVEN WATER, UNTIL AFTER YOUR PROCEDURE. IF YOU DO, YOUR PROCEDURE WILL BE DELAYED OR CANCELLED!**

2. **YOU SHOULD TAKE YOUR BLOOD PRESSURE AND/OR HEART MEDICATIONS EARLY IN THE MORNING WITH A SMALL SIP OF WATER.** If you must take other medications on the day of the procedure, please call our office.
3. **HAVE NOTHING ELSE TO EAT OR DRINK, NOT EVEN WATER,** until after your procedure.
4. **FEMALE PATIENTS:** Please be aware that on the day of your procedure, you may need to provide a urine sample.

**We strongly encourage all patients to leave all valuables (jewelry, cash, wallet, etc.) either at home or with the person accompanying you for your procedure.**


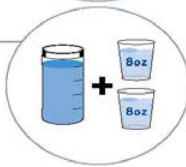

**\*\*\* REMEMBER \*\*\***

**DO NOT OMIT ANY PART OF THE PREPARATION. A POOR PREPARATION MAY CAUSE A POLYP OR CANCER TO GO UNDETECTED AND THE PROCEDURE MAY NEED TO BE REPEATED AFTER REPREPPING.**

**Stay hydrated!** A colonoscopy prep causes the body to lose a significant amount of fluid and can result in sickness due to dehydration. It's important that you prepare your body by drinking extra clear liquids before the prep, stay hydrated by drinking all required clear liquids during the prep, and replenish your system by drinking clear liquids after returning home from your colonoscopy.

Drink extra liquids before, during, and after your bowel prep (until 4 hours before your procedure), as well as after your colonoscopy.

**Stay positive!** We realize that the colonoscopy prep may not be the most glamorous process. But remember, when you get a colonoscopy, you are taking a proactive step toward prevention or early detection of colorectal cancer.

<b>STEP 1</b>	<b>MIX THE FIRST DOSE</b> At the time instructed by your doctor <ul style="list-style-type: none"> <li>• Empty 1 pouch A and 1 pouch B into the disposable container</li> <li>• Add lukewarm drinking water to the top line of the container. Mix to dissolve</li> </ul> <b>If preferred, mix solution ahead of time and refrigerate prior to drinking.</b> The reconstituted solution should be used within 24 hours. Some people prefer to drink MoviPrep with a straw.	
<b>STEP 2</b>	<b>DRINK THE FIRST DOSE</b> <ul style="list-style-type: none"> <li>• The MoviPrep container is divided by 4 marks. Every 15 minutes, drink the solution down to the next mark (approximately 8 oz), until the full liter is consumed</li> <li>• Drink 16 oz of the clear liquid of your choice. This is a necessary step to ensure adequate hydration and an effective prep</li> </ul>	
<b>STEP 3</b>	<b>MIX THE SECOND DOSE</b> At the time instructed by your doctor <ul style="list-style-type: none"> <li>• Empty 1 pouch A and 1 pouch B into the disposable container</li> <li>• Add lukewarm drinking water to the top line of the container. Mix to dissolve</li> </ul> <b>If preferred, mix solution ahead of time and refrigerate prior to drinking.</b> The reconstituted solution should be used within 24 hours.	
<b>STEP 4</b>	<b>DRINK THE SECOND DOSE</b> <ul style="list-style-type: none"> <li>• The MoviPrep container is divided by 4 marks. Every 15 minutes, drink the solution down to the next mark (approximately 8 oz), until the full liter is consumed</li> <li>• Drink 16 oz of the clear liquid of your choice. This is a necessary step to ensure adequate hydration and an effective prep</li> </ul>	